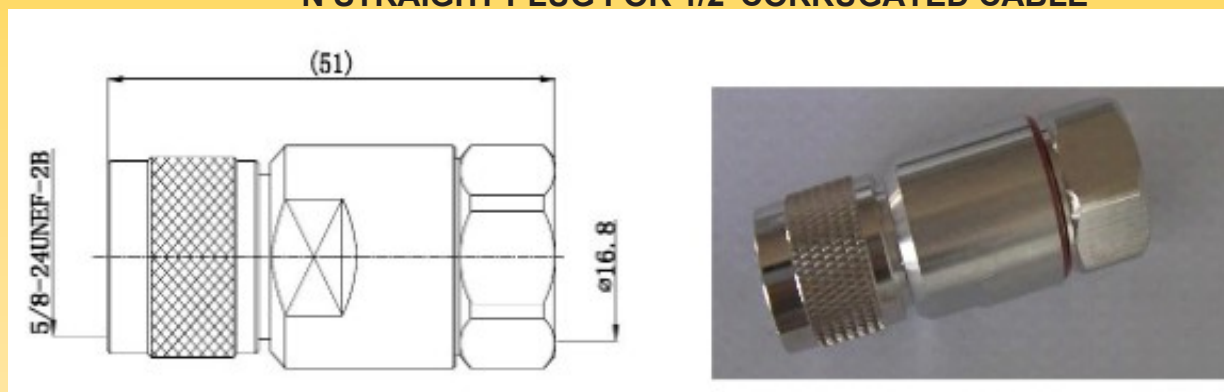


SPECIFICATION

N STRAIGHT PLUG FOR 1/2" CORRUGATED CABLE



Item No.: N-J1/2-2

Dimensions are in millimeters

Interface

According to

IEC60169-16

Electrical

Characteristic Impedance	50 ohm
Frequency Range	DC-2.5GHz
VSWR	≤ 1.10
Dielectric Withstanding Voltage	$\geq 2500V$ RMS,50Hz,at sea level
Dielectric Resistance	$\geq 5000M\Omega$
Contact Resistance	Center Contact $\leq 1.0m\Omega$ Outer Contact $\leq 0.25m\Omega$
PIM3	$\leq -150dBc(2*20W)$

Mechanical

Durability	Mating cycles ≥ 500
------------	--------------------------

Material and plating

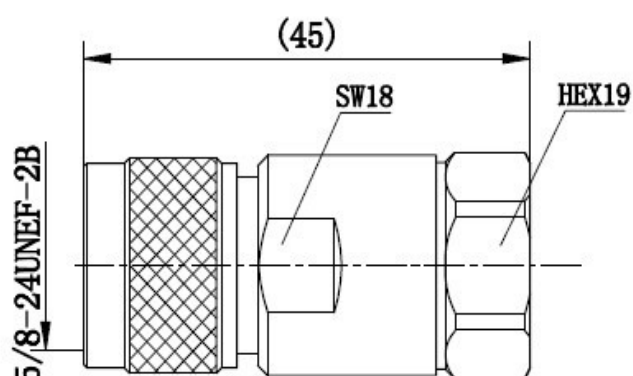
	Material	Plating
Body	Brass	Ni or Tri-alloy
Insulator	PTFE	-
Center conductor	Brass/phosphor bronze	Ag

Environmental

Temperature Range	$-40^{\circ}C \sim +85^{\circ}C$
-------------------	----------------------------------

SPECIFICATION

N STRAIGHT PLUG FOR 1/2" CABLE



Item No.: N-J1/2-22A

Dimensions are in millimeters

Interface

According to

IEC60169-16

Electrical

Characteristic Impedance	50 ohm
Frequency Range	DC-2.5GHz
VSWR	≤ 1.10
Dielectric Withstanding Voltage	$\geq 2500V$ RMS,50Hz,at sea level
Dielectric Resistance	$\geq 5000M\Omega$
Contact Resistance	Center Contact $\leq 1.0m\Omega$ Outer Contact $\leq 0.25m\Omega$
PIM3	$\leq -150dBc(2*20W)$

Mechanical

Durability	Mating cycles ≥ 500
------------	--------------------------

Material and plating

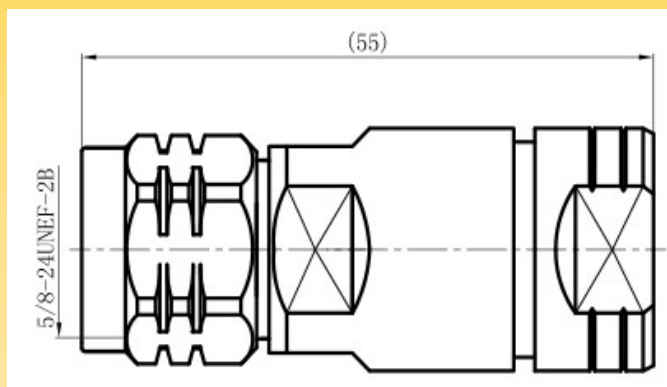
	Material	Plating
Body	Brass	Ni or Tri-alloy
Insulator	PTFE	-
Center conductor	Brass/phosphor bronze	Ag

Environmental

Temperature Range	$-40^{\circ}C \sim +85^{\circ}C$
-------------------	----------------------------------

SPECIFICATION

N MALE FOR 1/2" CABLE



Item No.: NM-1/2

Dimensions are in millimeters

Interface

According to

IEC60169-16

Electrical

Characteristic Impedance	50 ohm
Frequency Range	DC-2.5GHz
VSWR	≤ 1.15
Dielectric Withstanding Voltage	$\geq 1500V$ RMS, 50Hz, at sea level
Dielectric Resistance	$\geq 5000M\Omega$
Contact Resistance	Center Contact $\leq 1.15m\Omega$ Outer Contact $\leq 1.0m\Omega$

Mechanical

Durability	Mating cycles ≥ 500
------------	--------------------------

Material and plating

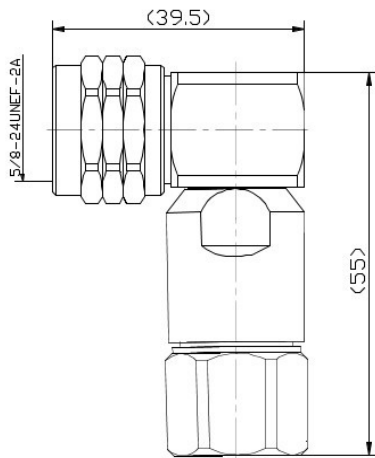
	Material	Plating
Body	Brass	Ni or Tri-alloy
Insulator	PTFE	-
Center conductor	Brass/phosphor bronze	Au/Ag

Environmental

Temperature Range	$-40^{\circ}C \sim +85^{\circ}C$
-------------------	----------------------------------

SPECIFICATION

N MALE RIGHT ANGLE FOR 1/2" FEEDER CABLE



Item No:N-JW1/2

Dimensions are in millimeters

Interface

According to

IEC 60169-16

Electrical

Characteristic Impedance 50 ohm

Frequency Range DC-3GHz

VSWR ≤ 1.15

Dielectric Withstanding Voltage $\geq 2500V$ RMS,50Hz,at sea level

Dielectric Resistance $\geq 5000M\Omega$

Contact Resistance Center Contact $\leq 1.0m\Omega$

Outer Contact $\leq 0.25m\Omega$

Mechanical

Durability

Mating cycles ≥ 500

Material and plating

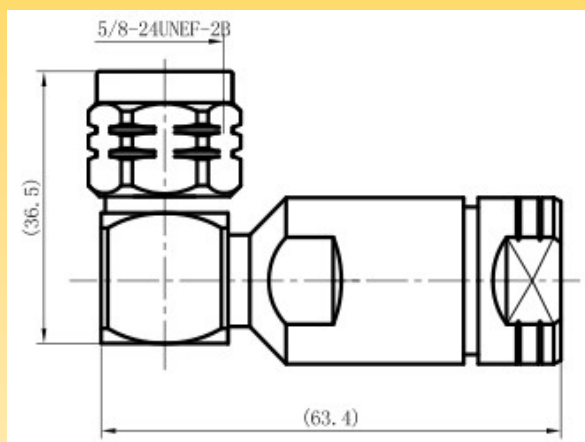
	Material	Plating
Body	Brass	Ni
Insulator	PTFE	-
Center conductor	Phosphor bronze	Ag

Environmental

Temperature Range $-40^{\circ}C \sim +85^{\circ}C$

SPECIFICATION

N MALE RIGHT ANGLE FOR 1/2" FEEDER CABLE



Item No:NMW-1/2

Dimensions are in millimeters

Interface

According to

IEC 60169-16

Electrical

Characteristic Impedance

50 ohm

Frequency Range

DC-2.5GHz

VSWR

≤ 1.15

Dielectric Withstanding Voltage

$\geq 1500V$ RMS,50Hz,at sea level

Dielectric Resistance

$\geq 5000M\Omega$

Contact Resistance

Center Contact $\leq 1.5m\Omega$

Outer Contact $\leq 1.0m\Omega$

Mechanical

Durability

Mating cycles ≥ 500

Material and plating

	Material	Plating
Body	Brass	Ni or Tri-alloy
Insulator	PTFE	-
Center conductor	Phosphor bronze	Au/Ag

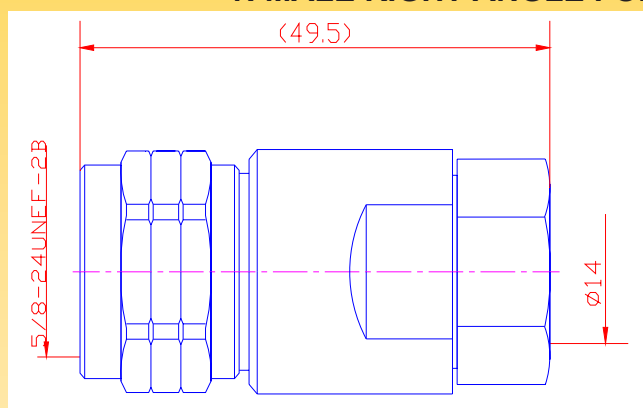
Environmental

Temperature Range

$-40^{\circ}C \sim +85^{\circ}C$

SPECIFICATION

N MALE RIGHT ANGLE FOR 1/2" SUPERFLEX CABLE



Item No:N-J1/2S

Dimensions are in millimeters

Interface

According to

IEC 60169-16

Electrical

Characteristic Impedance 50 ohm

Frequency Range DC-3GHz

VSWR ≤ 1.12

Dielectric Withstanding Voltage $\geq 2500V$ RMS,50Hz,at sea level

Dielectric Resistance $\geq 5000M\Omega$

Contact Resistance Center Contact $\leq 1.0m\Omega$

Outer Contact $\leq 0.25m\Omega$

Mechanical

Durability

Mating cycles ≥ 500

Material and plating

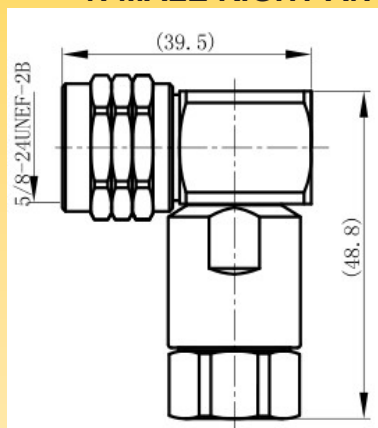
	Material	Plating
Body	Brass	Ni or tri-alloy
Insulator	PTFE	-
Center conductor	Phosphor bronze	Ag

Environmental

Temperature Range $-40^{\circ}C \sim +85^{\circ}C$

SPECIFICATION

N MALE RIGHT ANGLE FOR 1/2" SUPERFLEX CABLE



Item No:N-JW1/2S

Dimensions are in millimeters

Interface

According to

IEC 60169-16

Electrical

Characteristic Impedance	50 ohm
Frequency Range	DC-2.5GHz
VSWR	≤ 1.15
Dielectric Withstanding Voltage	$\geq 2500V$ RMS,50Hz,at sea level
Dielectric Resistance	$\geq 5000M\Omega$
Contact Resistance	Center Contact $\leq 3.0m\Omega$ Outer Contact $\leq 2.5m\Omega$

Mechanical

Durability

Mating cycles ≥ 500

Material and plating

	Material	Plating
Body	Brass	Ni or tri-alloy
Insulator	PTFE	-
Center conductor	Phosphor bronze	Au/Ag

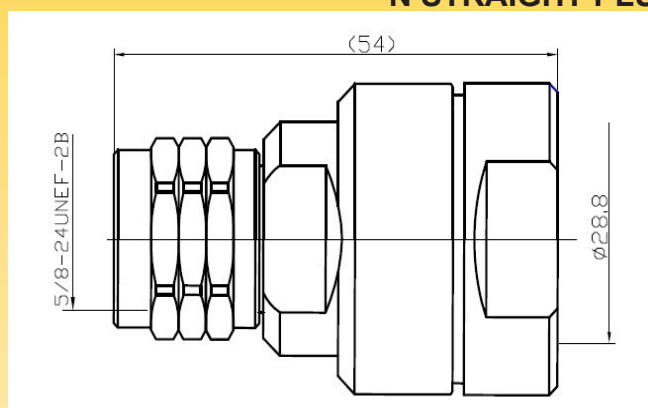
Environmental

Temperature Range

$-40^{\circ}C \sim +85^{\circ}C$

SPECIFICATION

N STRAIGHT PLUG FOR 7/8" CABLE



Item No.: N-J7/8

Dimensions are in millimeters

Interface

According to

IEC60169-16

Electrical

Characteristic Impedance	50 ohm
Frequency Range	DC-3GHz
VSWR	≤ 1.10
Dielectric Withstanding Voltage	$\geq 2500V$ RMS,50Hz,at sea level
Dielectric Resistance	$\geq 5000M\Omega$
Contact Resistance	Center Contact $\leq 1.0m\Omega$ Outer Contact $\leq 0.25m\Omega$

Mechanical

Durability	Mating cycles ≥ 500
------------	--------------------------

Material and plating

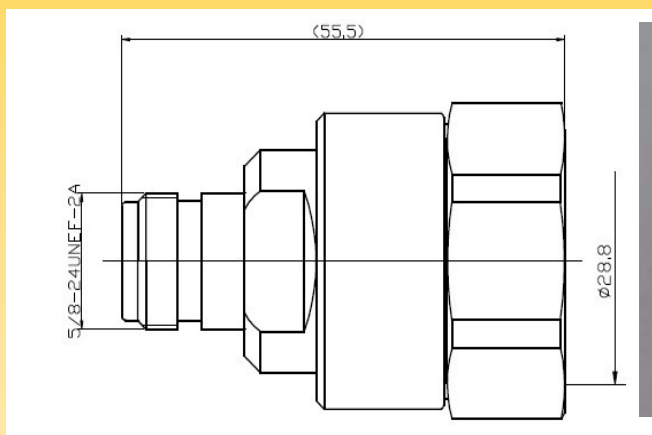
	Material	Plating
Body	Brass	Ni or Tri-alloy
Insulator	PTFE	-
Center conductor	Brass/phosphor bronze	Au or Ag

Environmental

Temperature Range	$-40^{\circ}C \sim +85^{\circ}C$
-------------------	----------------------------------

SPECIFICATION

N STRAIGHT JACK FOR 7/8" CABLE



Item No.: N-K7/8-A

Dimensions are in millimeters

Interface

According to

IEC60169-16

Electrical

Characteristic Impedance	50 ohm
Frequency Range	DC-3GHz
VSWR	≤ 1.15
Dielectric Withstanding Voltage	$\geq 2500V$ RMS,50Hz,at sea level
Dielectric Resistance	$\geq 5000M\Omega$
Contact Resistance	Center Contact $\leq 1.0m\Omega$ Outer Contact $\leq 0.25m\Omega$

Mechanical

Durability	Mating cycles ≥ 500
------------	--------------------------

Material and plating

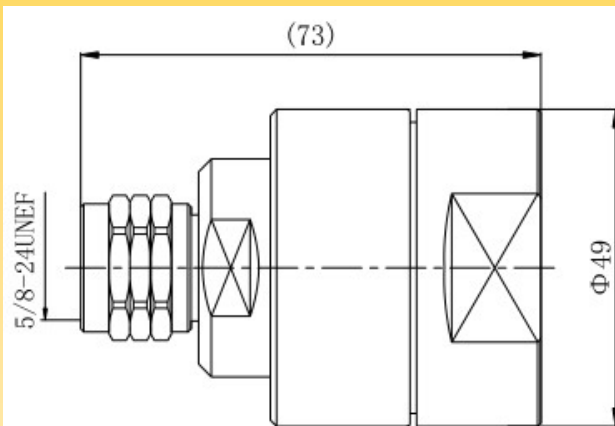
	Material	Plating
Body	Brass	Ni or Tri-alloy
Insulator	PTFE	-
Center conductor	Brass/phosphor bronze	Au or Ag

Environmental

Temperature Range	$-40^{\circ}C \sim +85^{\circ}C$
-------------------	----------------------------------

SPECIFICATION

N MALE FOR 1-1/4 "FEEDER CABLE



Item No.: N-J1-1/4a

Dimensions are in millimeters

Interface

According to

IEC60169-16

Electrical

Characteristic Impedance	50 ohm
Frequency Range	DC-2.5GHz
VSWR	≤ 1.15
Dielectric Withstanding Voltage	$\geq 2500V$ RMS,50Hz,at sea level
Dielectric Resistance	$\geq 5000M\Omega$
Contact Resistance	Center Contact $\leq 1.0m\Omega$ Outer Contact $\leq 1.0m\Omega$

Mechanical

Durability	Mating cycles ≥ 500
------------	--------------------------

Material and plating

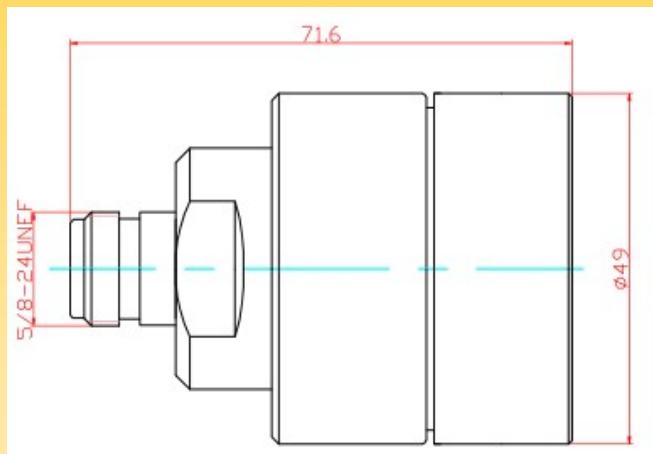
	Material	Plating
Body	Brass	Tri-alloy
Insulator	PTFE	-
Center conductor	Brass/phosphor bronze	Ag

Environmental

Temperature Range	$-40^{\circ}C \sim +85^{\circ}C$
-------------------	----------------------------------

SPECIFICATION

N FEMALE FOR 1-1/4 "FEEDER CABLE



Item No.: N-K1-1/4a

Dimensions are in millimeters

Interface

According to

IEC60169-16

Electrical

Characteristic Impedance	50 ohm
Frequency Range	DC-3GHz
VSWR	≤ 1.12
Dielectric Withstanding Voltage	$\geq 2500V$ RMS,50Hz,at sea level
Dielectric Resistance	$\geq 5000M\Omega$
Contact Resistance	Center Contact $\leq 1.0m\Omega$ Outer Contact $\leq 0.25m\Omega$

Mechanical

Durability	Mating cycles ≥ 500
------------	--------------------------

Material and plating

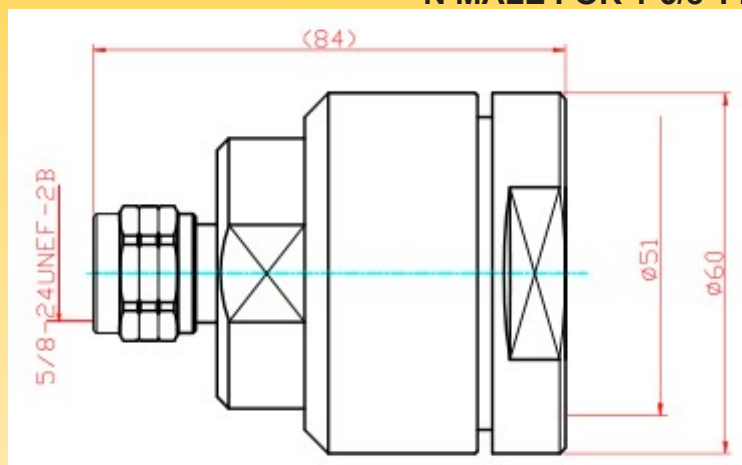
	Material	Plating
Body	Brass	Tri-alloy
Insulator	PTFE	-
Center conductor	Brass/phosphor bronze	Ag

Environmental

Temperature Range	$-40^{\circ}C \sim +85^{\circ}C$
-------------------	----------------------------------

SPECIFICATION

N MALE FOR 1-5/8"FEEDER CABLE



Item No.: N-J1-5/8

Dimensions are in millimeters

Interface

According to

IEC60169-16

Electrical

Characteristic Impedance	50 ohm
Frequency Range	DC-3GHz
VSWR	≤ 1.15
Dielectric Withstanding Voltage	$\geq 2500V$ RMS,50Hz,at sea level
Dielectric Resistance	$\geq 5000M\Omega$
Contact Resistance	Center Contact $\leq 1.0m\Omega$ Outer Contact $\leq 0.25m\Omega$

Mechanical

Durability	Mating cycles ≥ 500
------------	--------------------------

Material and plating

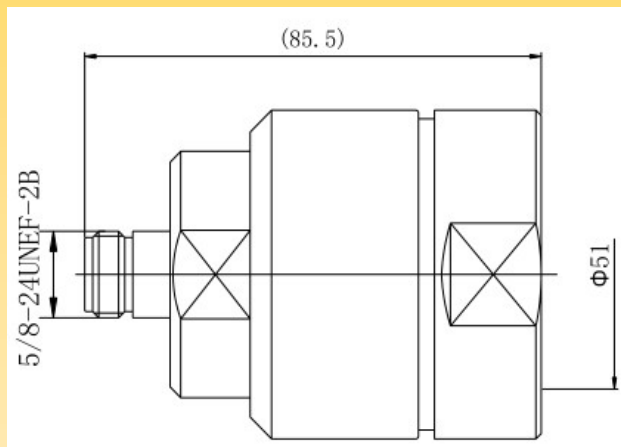
	Material	Plating
Body	Brass	Tri-alloy
Insulator	PTFE	-
Center conductor	Brass/phosphor bronze	Ag

Environmental

Temperature Range	$-40^{\circ}C \sim +85^{\circ}C$
-------------------	----------------------------------

SPECIFICATION

N FEMALE FOR 1-5/8" FEEDER CABLE



Item No.: N-K1-5/8

Dimensions are in millimeters

Interface

According to

IEC60169-16

Electrical

Characteristic Impedance	50 ohm
Frequency Range	DC-2.5GHz
VSWR	≤ 1.2
Dielectric Withstanding Voltage	$\geq 2500V$ RMS,50Hz,at sea level
Dielectric Resistance	$\geq 5000M\Omega$
Contact Resistance	Center Contact $\leq 1.0m\Omega$ Outer Contact $\leq 0.25m\Omega$

Mechanical

Durability

Mating cycles ≥ 500

Material and plating

	Material	Plating
Body	Brass	Tri-alloy
Insulator	PTFE	-
Center conductor	Brass/phosphor bronze	Ag

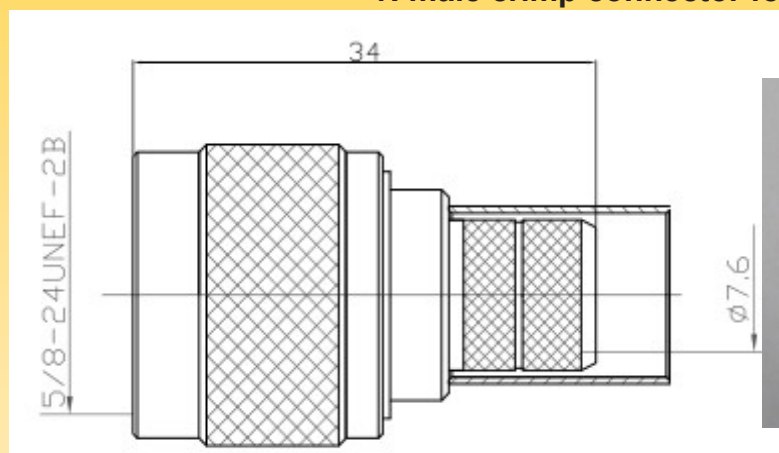
Environmental

Temperature Range

$-40^{\circ}C \sim +85^{\circ}C$

SPECIFICATION

N male crimp connector for LMR240 cable



Item No:N-C-J7a

Dimensions are in millimeters

Interface

According to

IEC60169-16

Electrical

Characteristic Impedance	50 ohm
Frequency Range	DC-2.5GHz
VSWR	≤ 1.15
Dielectric Withstanding Voltage	$\geq 2500V$ RMS,50Hz,at sea level
Dielectric Resistance	$\geq 5000M\Omega$
Contact Resistance	Center Contact $\leq 1.0m\Omega$ Outer Contact $\leq 1.0m\Omega$
Durability	Mating cycles ≥ 500

Material and plating


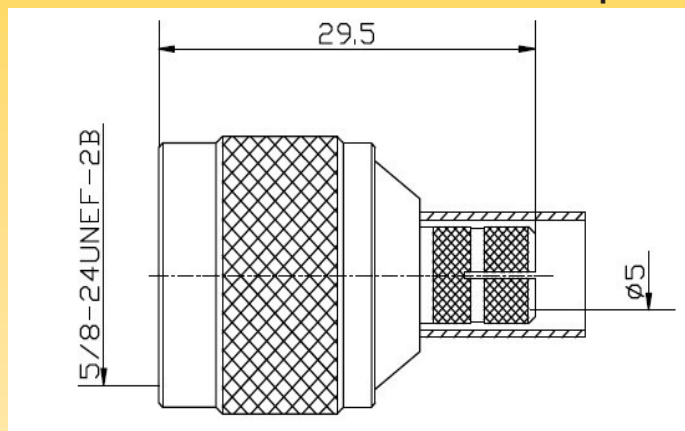
	Material	Plating
Body	Brass	Ni/Tri-alloy
Insulator	PTFE	-
Center conductor	Brass	Au

Environmental

Temperature Range	-55°C ~ +155°C
-------------------	----------------

SPECIFICATION

N male crimp connector for LMR300



Item No.: N-C-J300

Dimensions are in millimeters

Interface

According to

IEC60169-16

Electrical

Characteristic Impedance	50 ohm
Frequency Range	DC-3GHz
VSWR	≤ 1.15
Dielectric Withstanding Voltage	$\geq 2500V$ RMS,50Hz,at sea level
Dielectric Resistance	$\geq 5000M\Omega$
Contact Resistance	Center Contact $\leq 1.0m\Omega$ Outer Contact $\leq 1.0m\Omega$
Durability	Mating cycles ≥ 500

Material and plating

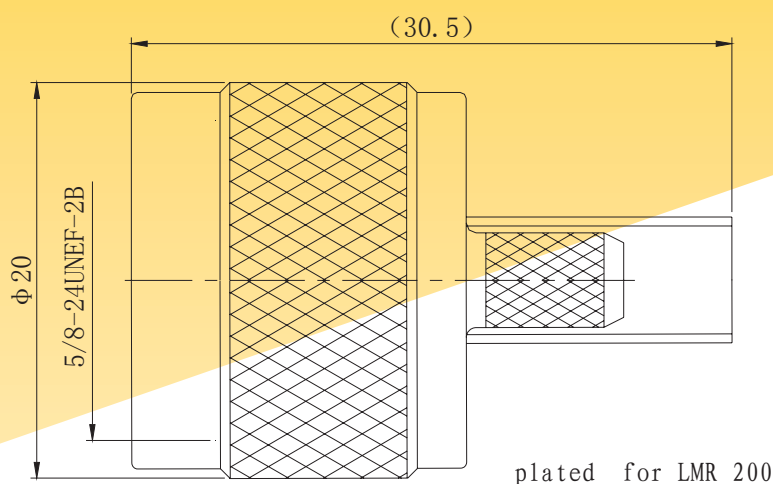
	Material	Plating
Body	Brass	Ni
Insulator	PTFE	-
Center conductor	Brass	Au or Ag

Environmental

Temperature Range	$-55^{\circ}C \sim +155^{\circ}C$
-------------------	-----------------------------------

SPECIFICATION

N male crimp connector for LMR200



Item No.: N-C-J200

Dimensions are in millimeters

Interface

According to

IEC60169-16

Electrical

Characteristic Impedance	50 ohm
Frequency Range	DC-3GHz
VSWR	≤ 1.2
Dielectric Withstanding Voltage	$\geq 1000V$ RMS,50Hz,at sea level
Dielectric Resistance	$\geq 5000M\Omega$
Contact Resistance	Center Contact $\leq 1.0m\Omega$ Outer Contact $\leq 1.0m\Omega$
Durability	Mating cycles ≥ 500

Material and plating

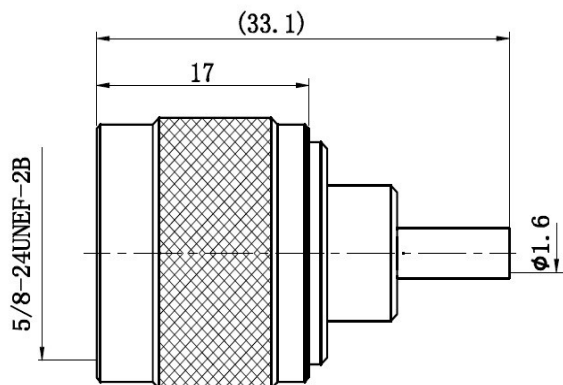
	Material	Plating
Body	Brass	Ni
Insulator	PTFE	-
Center conductor	Brass	Au or Ag

Environmental

Temperature Range	-40℃~+85℃'
-------------------	------------

SPECIFICATION

N MALE CRIMP FOR RG316 CABLE



Item No:N-C-J3

Dimensions are in millimeters

Interface

According to

EC 60169-16

Electrical

Characteristic Impedance	50 ohm
Frequency Range	DC-2.5GHz
VSWR	≤ 1.20
Dielectric Withstanding Voltage	$\geq 2500V$ RMS,50Hz,at sea level
Dielectric Resistance	$\geq 5000M\Omega$
Contact Resistance	Center Contact $\leq 1.0m\Omega$ Outer Contact $\leq 0.25m\Omega$

Mechanical

Durability

Mating cycles ≥ 500

Material and plating

	Material	Plating
Body	Brass	Ni
Insulator	PTFE	-
Center conductor	Brass/phosphor bronze	Au

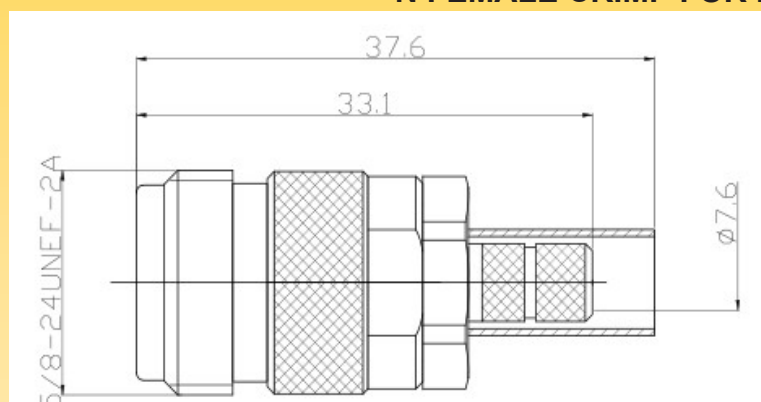
Environmental

Temperature Range

$-40^{\circ}C \sim +85^{\circ}C$

SPECIFICATION

N FEMALE CRIMP FOR LMR400 CABLE



Item No:N-C-K400

Dimensions are in millimeters

Interface

According to

EC 60169-16

Electrical

Characteristic Impedance	50 ohm
Frequency Range	DC-2.5GHz
VSWR	≤ 1.15
Dielectric Withstanding Voltage	$\geq 2500V$ RMS,50Hz,at sea level
Dielectric Resistance	$\geq 5000M\Omega$
Contact Resistance	Center Contact $\leq 1.0m\Omega$ Outer Contact $\leq 0.25m\Omega$

Mechanical

Durability

Mating cycles ≥ 500

Material and plating

	Material	Plating
Body	Brass	Ni
Insulator	PTFE	-
Center conductor	Brass/phosphor bronze	Au

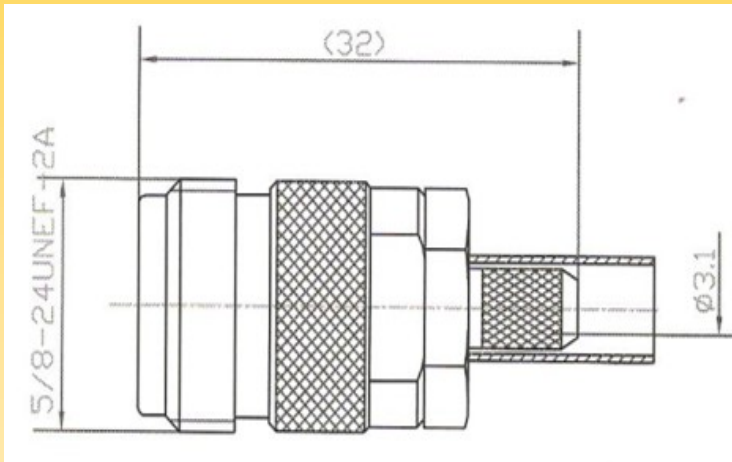
Environmental

Temperature Range

$-40^{\circ}C \sim +85^{\circ}C$

SPECIFICATION

N FEMALE CRIMP FOR RG58/U CABLE



Item No:N-C-K5

Dimensions are in millimeters

Interface

According to

EC 60169-16

Electrical

Characteristic Impedance	50 ohm
Frequency Range	DC-3GHz
VSWR	≤ 1.15
Dielectric Withstanding Voltage	$\geq 2500V$ RMS,50Hz,at sea level
Dielectric Resistance	$\geq 5000M\Omega$
Contact Resistance	Center Contact $\leq 1.0m\Omega$ Outer Contact $\leq 0.25m\Omega$

Mechanical

Durability

Mating cycles ≥ 500

Material and plating

	Material	Plating
Body	Brass	Tri-alloy
Insulator	PTFE	-
Center conductor	Brass/phosphor bronze	Ag

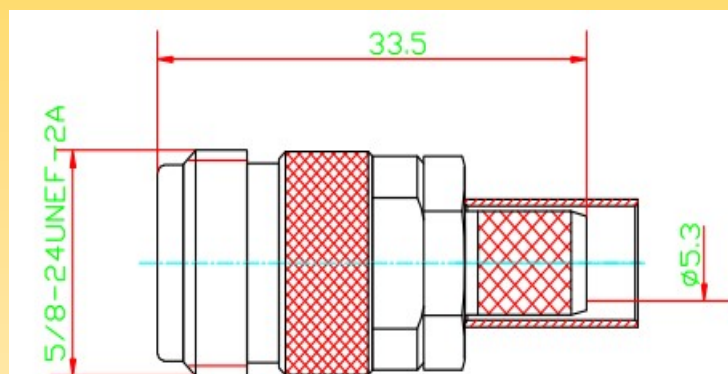
Environmental

Temperature Range

$-40^{\circ}C \sim +85^{\circ}C$

SPECIFICATION

N FEMALE CRIMP FOR 5D-FB CABLE



Item No:N-C-K5H

Dimensions are in millimeters

Interface

According to

EC 60169-16

Electrical

Characteristic Impedance	50 ohm
Frequency Range	DC-3GHz
VSWR	≤ 1.2
Dielectric Withstanding Voltage	$\geq 2500V$ RMS,50Hz,at sea level
Dielectric Resistance	$\geq 5000M\Omega$
Contact Resistance	Center Contact $\leq 1.0m\Omega$ Outer Contact $\leq 0.25m\Omega$

Mechanical

Durability

Mating cycles ≥ 500

Material and plating

	Material	Plating
Body	Brass	Ni
Insulator	PTFE	-
Center conductor	Brass/phosphor bronze	Ag

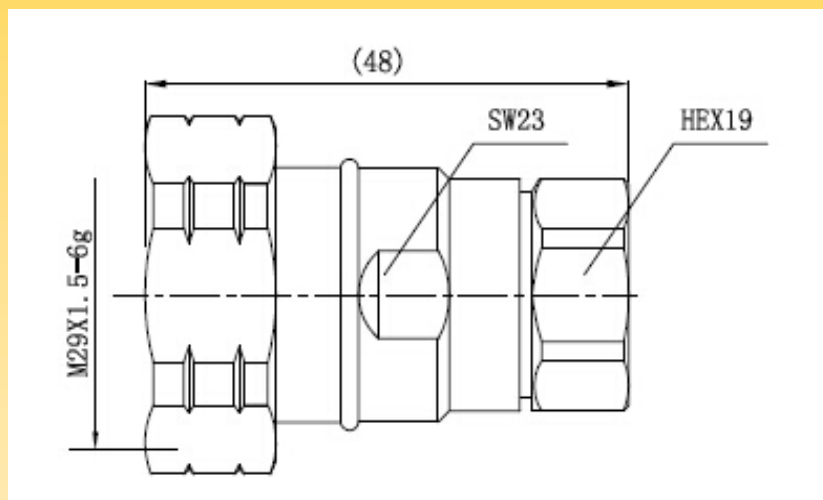
Environmental

Temperature Range

$-40^{\circ}C \sim +85^{\circ}C$

SPECIFICATION

7/16 STRAIGHT MALE CONNECTOR FOR 1/2" CORRUGATED CABLE



Item No.: 7/16-J1/2-A

Dimensions are in millimeters

Interface

According to

IEC 61169-4

Electrical

Characteristic Impedance	50 ohm
Frequency Range	DC-3GHz
VSWR	≤ 1.1
PIM3	$\leq -160\text{dBc}$
Dielectric Withstanding Voltage	$\geq 4000\text{V RMS}, 50\text{Hz}, \text{at sea level}$
Dielectric Resistance	$\geq 10000\text{M}\Omega$
Contact Resistance	Center Contact $\leq 0.4\text{m}\Omega$ Outer Contact $\leq 1.5\text{m}\Omega$

Mechanical

Durability

Mating cycles ≥ 500

Material and plating

	Material	plating
Body	Brass	Tri-Alloy
Insulator	PTFE	-
Center conductor	phosphor bronze	Ag

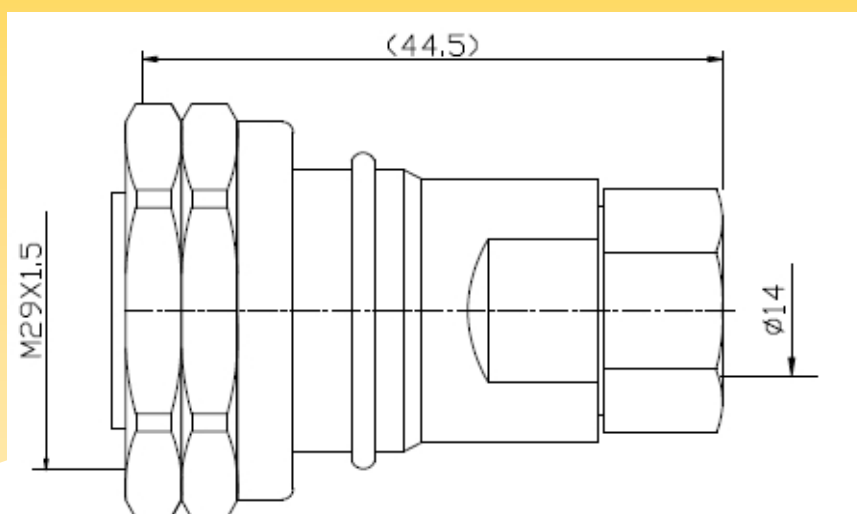
Environmental

Temperature Range

$-40^{\circ}\text{C} \sim +85^{\circ}\text{C}$

SPECIFICATION

7/16 STRAIGHT MALE CONNECTOR FOR 1/2" SUPERFLEX CABLE



Item No.: 7/16-J1/2S-A

Dimensions are in millimeters

Interface

According to

IEC 61169-4

Electrical

Characteristic Impedance	50 ohm
Frequency Range	DC-3GHz
VSWR	≤ 1.1
PIM3	$\leq -160\text{dBc}$
Dielectric Withstanding Voltage	$\geq 4000\text{V RMS}, 50\text{Hz}, \text{at sea level}$
Dielectric Resistance	$\geq 10000\text{M}\Omega$
Contact Resistance	Center Contact $\leq 0.4\text{m}\Omega$ Outer Contact $\leq 1.5\text{m}\Omega$

Mechanical

Durability	Mating cycles ≥ 500
------------	--------------------------

Material and plating

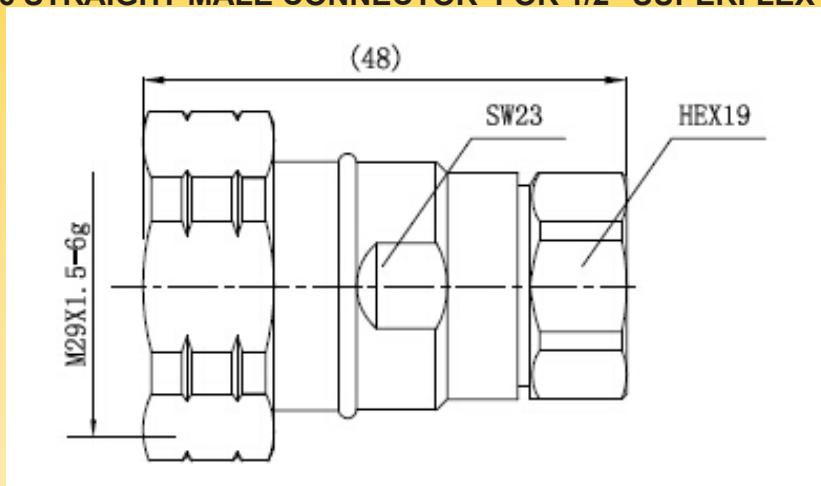
	Material	plating
Body	Brass	Tri-Alloy
Insulator	PTFE	-
Center conductor	phosphor bronze	Ag

Environmental

Temperature Range	$-40^{\circ}\text{C} \sim +85^{\circ}\text{C}$
-------------------	--

SPECIFICATION

7/16 STRAIGHT MALE CONNECTOR FOR 1/2" SUPERFLEX CABLE



Item No.: 7/16-J1/2S-A

Dimensions are in millimeters

Interface

According to

IEC 61169-4

Electrical

Characteristic Impedance	50 ohm
Frequency Range	DC-3GHz
VSWR	≤ 1.1
PIM3	$\leq -160\text{dBc}$
Dielectric Withstanding Voltage	$\geq 4000\text{V RMS, 50Hz, at sea level}$
Dielectric Resistance	$\geq 10000\text{M}\Omega$
Contact Resistance	Center Contact $\leq 0.4\text{m}\Omega$ Outer Contact $\leq 1.5\text{m}\Omega$

Mechanical

Durability	Mating cycles ≥ 500
------------	--------------------------

Material and plating

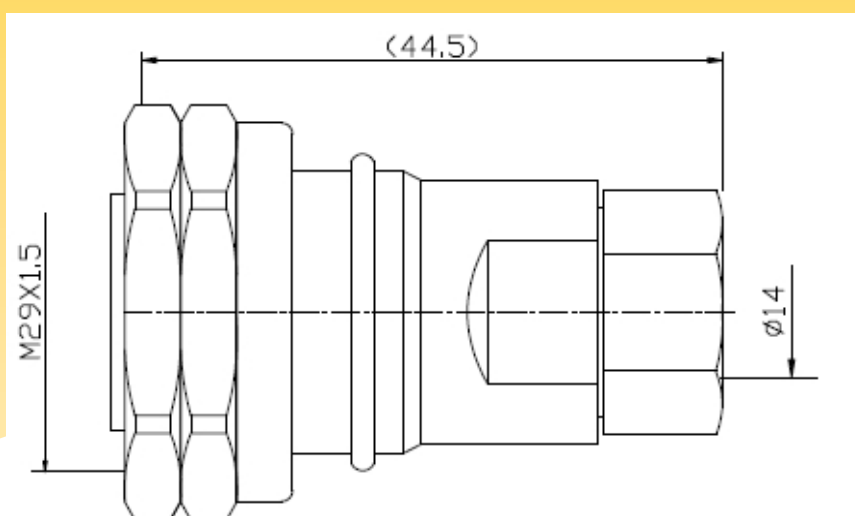
	Material	plating
Body	Brass	Tri-Alloy
Insulator	PTFE	-
Center conductor	phosphor bronze	Ag

Environmental

Temperature Range	$-40^{\circ}\text{C} \sim +85^{\circ}\text{C}$
-------------------	--

SPECIFICATION

7/16 STRAIGHT MALE CONNECTOR FOR 1/2" SUPERFLEX CABLE



Item No.: 7/16-J1/2S-A

Dimensions are in millimeters

Interface

According to

IEC 61169-4

Electrical

Characteristic Impedance	50 ohm
Frequency Range	DC-3GHz
VSWR	≤ 1.1
PIM3	$\leq -160\text{dBc}$
Dielectric Withstanding Voltage	$\geq 4000\text{V RMS}, 50\text{Hz}, \text{at sea level}$
Dielectric Resistance	$\geq 10000\text{M}\Omega$
Contact Resistance	Center Contact $\leq 0.4\text{m}\Omega$ Outer Contact $\leq 1.5\text{m}\Omega$

Mechanical

Durability	Mating cycles ≥ 500
------------	--------------------------

Material and plating

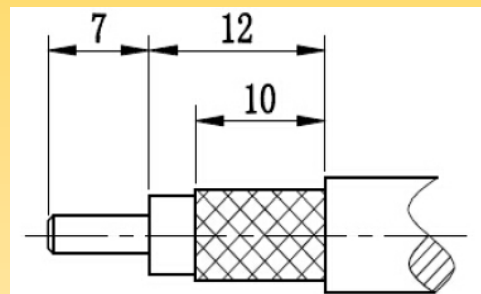
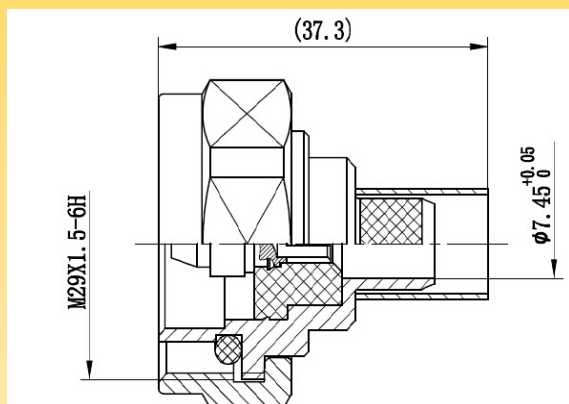
	Material	plating
Body	Brass	Tri-Alloy
Insulator	PTFE	-
Center conductor	phosphor bronze	Ag

Environmental

Temperature Range	$-40^{\circ}\text{C} \sim +85^{\circ}\text{C}$
-------------------	--

SPECIFICATION

7/16 STRAIGHT MALE CRIMP CONNECTOR FOR LMR400 CABLE



Suggested stripping dimension

Item No.: L29-JCLMR400

Dimensions are in millimeters

Interface

According to

IEC 61169-4

Electrical

Characteristic Impedance	50 ohm
Frequency Range	DC-3GHz
VSWR	≤ 1.25
Dielectric Withstanding Voltage	$\geq 4000V$ RMS,50Hz,at sea level
Dielectric Resistance	$\geq 10000M\Omega$
Contact Resistance	Center Contact $\leq 0.4m\Omega$ Outer Contact $\leq 1.5m\Omega$

Mechanical

Durability	Mating cycles ≥ 500
------------	--------------------------

Material and plating

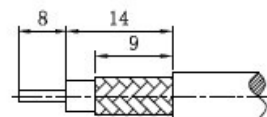
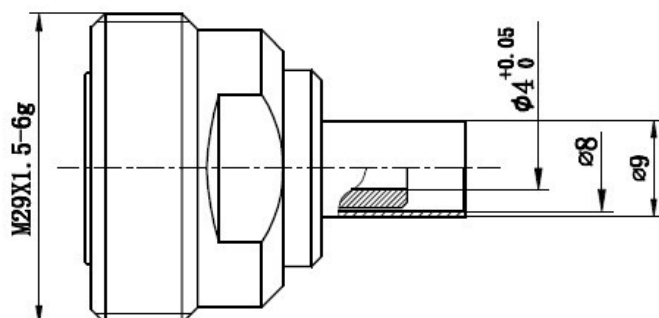
	Material	plating
Body	Brass	Tri-Alloy
Insulator	PTFE	-
Center conductor	phosphor bronze	Ag

Environmental

Temperature Range	$-40^{\circ}C \sim +85^{\circ}C$
-------------------	----------------------------------

SPECIFICATION

7/16 FEMALE CRIMP FOR LMR240 CABLE



Suggested stripping dimension



Item No.: L29-KCLMR240

Dimensions are in millimeters

Interface

According to

IEC 61169-4

Electrical

Characteristic Impedance	50 ohm
Frequency Range	DC-3GHz
VSWR	≤ 1.15
Dielectric Withstanding Voltage	$\geq 4000V$ RMS,50Hz,at sea level
Dielectric Resistance	$\geq 5000M\Omega$
Contact Resistance	Center Contact $\leq 0.4m\Omega$ Outer Contact $\leq 1.5m\Omega$

Mechanical

Durability	Mating cycles ≥ 500
------------	--------------------------

Material and plating

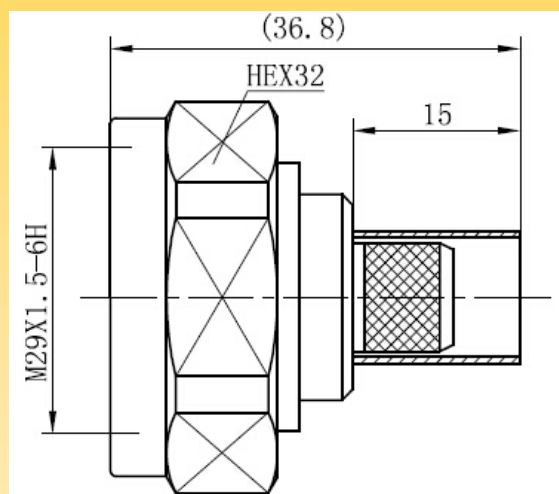
	Material	plating
Body	Brass	Tri-Alloy
Insulator	PTFE	-
Center conductor	phosphor bronze	Ag

Environmental

Temperature Range	$-40^{\circ}C \sim +85^{\circ}C$
-------------------	----------------------------------

SPECIFICATION

7/16 STRAIGHT MALE CRIMP CONNECTOR FOR RG214 CABLE



Item No.: L29-JC214

Dimensions are in millimeters

Interface

According to

IEC 61169-4

Electrical

Characteristic Impedance	50 ohm
Frequency Range	DC-3GHz
VSWR	≤ 1.25
Dielectric Withstanding Voltage	$\geq 2500V$ RMS,50Hz,at sea level
Dielectric Resistance	$\geq 10000M\Omega$
Contact Resistance	Center Contact $\leq 0.4m\Omega$ Outer Contact $\leq 1.5m\Omega$

Mechanical

Durability	Mating cycles ≥ 500
------------	--------------------------

Material and plating

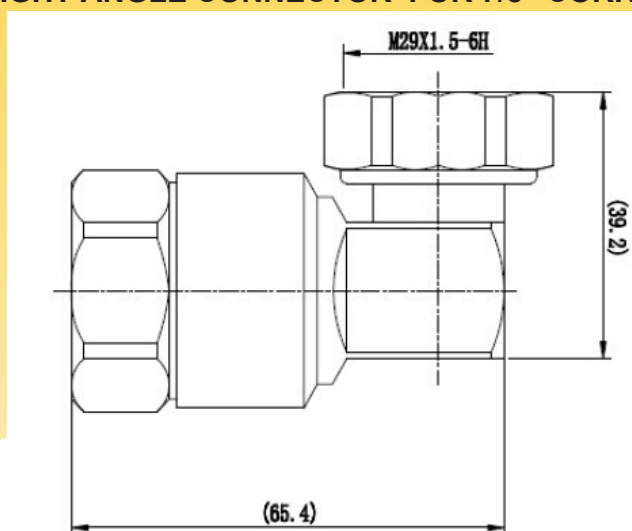
	Material	plating
Body	Brass	Tri-Alloy
Insulator	PTFE	-
Center conductor	phosphor bronze	Ag

Environmental

Temperature Range	$-40^{\circ}C \sim +85^{\circ}C$
-------------------	----------------------------------

SPECIFICATION

7/16 MALE RIGHT ANGLE CONNECTOR FOR 7/8" CORRUGATED CABLE



Item No.: L29-JWA78-RC

Dimensions are in millimeters

Interface

According to

IEC 61169-4

Electrical

Characteristic Impedance	50 ohm
Frequency Range	DC-2.5GHz
VSWR	≤ 1.20
PIM3	$\leq -160\text{dBc}$
Dielectric Withstanding Voltage	$\geq 4000\text{V RMS}, 50\text{Hz}, \text{at sea level}$
Dielectric Resistance	$\geq 10000\text{M}\Omega$
Contact Resistance	Center Contact $\leq 0.4\text{m}\Omega$ Outer Contact $\leq 1.5\text{m}\Omega$

Mechanical

Durability	Mating cycles ≥ 500
------------	--------------------------

Material and plating

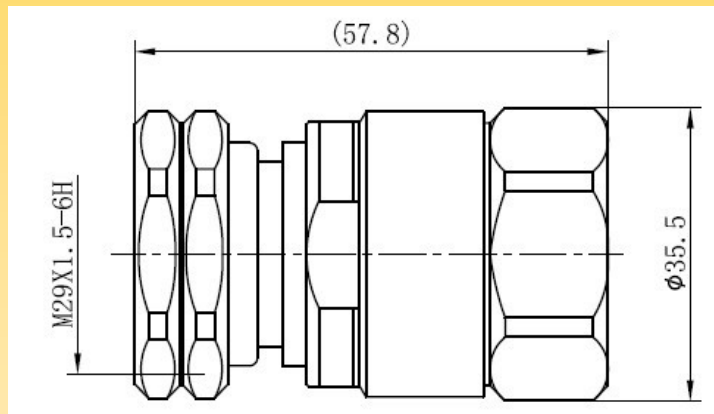
	Material	plating
Body	Brass	Tri-Alloy
Insulator	PTFE	-
Center conductor	phosphor bronze	Ag

Environmental

Temperature Range	$-40^{\circ}\text{C} \sim +85^{\circ}\text{C}$
-------------------	--

SPECIFICATION

7/16 STRAIGHT MALE CONNECTOR FOR 7/8" CORRUGATED CABLE



Item No.: 7/16M-7/8

Dimensions are in millimeters

Interface

According to

IEC 61169-4

Electrical

Characteristic Impedance	50 ohm
Frequency Range	DC-3GHz
VSWR	≤ 1.1
PIM3	$\leq -160\text{dBc}$
Dielectric Withstanding Voltage	$\geq 4000\text{V RMS}, 50\text{Hz}, \text{at sea level}$
Dielectric Resistance	$\geq 10000\text{M}\Omega$
Contact Resistance	Center Contact $\leq 0.4\text{m}\Omega$ Outer Contact $\leq 1.5\text{m}\Omega$

Mechanical

Durability	Mating cycles ≥ 500
------------	--------------------------

Material and plating

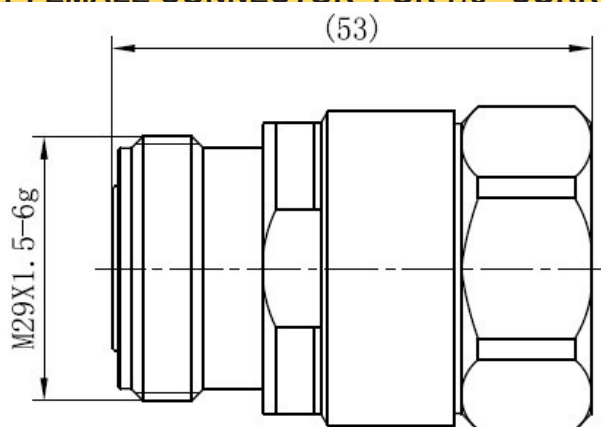
	Material	plating
Body	Brass	Tri-Alloy
Insulator	PTFE	-
Center conductor	phosphor bronze	Ag

Environmental

Temperature Range	$-40^{\circ}\text{C} \sim +85^{\circ}\text{C}$
-------------------	--

SPECIFICATION

7/16 STRAIGHT FEMALE CONNECTOR FOR 7/8" CORRUGATED CABLE



Item No.: 7/16F-7/8

Dimensions are in millimeters

Interface

According to

IEC 61169-4

Electrical

Characteristic Impedance	50 ohm
Frequency Range	DC-3GHz
VSWR	≤ 1.1
PIM3	$\leq -160\text{dBc}$
Dielectric Withstanding Voltage	$\geq 4000\text{V RMS}, 50\text{Hz}, \text{at sea level}$
Dielectric Resistance	$\geq 10000\text{M}\Omega$
Contact Resistance	Center Contact $\leq 0.4\text{m}\Omega$ Outer Contact $\leq 1.5\text{m}\Omega$

Mechanical

Durability	Mating cycles ≥ 500
------------	--------------------------

Material and plating

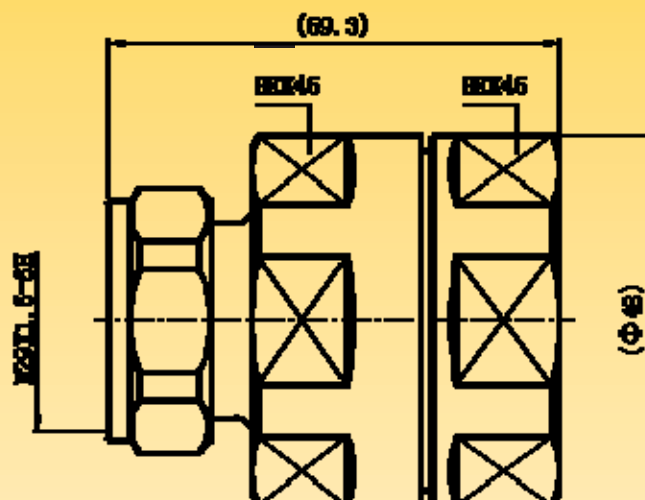
	Material	plating
Body	Brass	Tri-Alloy
Insulator	PTFE	-
Center conductor	phosphor bronze	Ag

Environmental

Temperature Range	$-40^{\circ}\text{C} \sim +85^{\circ}\text{C}$
-------------------	--

SPECIFICATION

7/16 STRAIGHT MALE CONNECTOR FOR 1 1/4" CORRUGATED CABLE



Item No.: 7/16-J1-1/4-3

Dimensions are in millimeters

Interface

According to

IEC 61169-4

Electrical

Characteristic Impedance	50 ohm
Frequency Range	DC-3GHz
VSWR	≤ 1.15
PIM3	$\leq -160\text{dBc}$
Dielectric Withstanding Voltage	$\geq 4000\text{V RMS}, 50\text{Hz}, \text{at sea level}$
Dielectric Resistance	$\geq 10000\text{M}\Omega$
Contact Resistance	Center Contact $\leq 0.4\text{m}\Omega$ Outer Contact $\leq 1.5\text{m}\Omega$

Mechanical

Durability	Mating cycles ≥ 500
------------	--------------------------

Material and plating

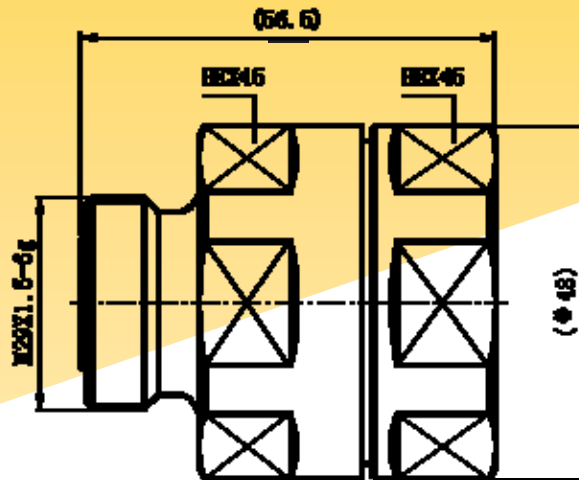
	Material	plating
Body	Brass	Tri-Alloy
Insulator	PTFE	-
Center conductor	phosphor bronze	Ag

Environmental

Temperature Range	$-40^{\circ}\text{C} \sim +85^{\circ}\text{C}$
-------------------	--

SPECIFICATION

7/16 STRAIGHT FEMALE CONNECTOR FOR 1 1/4" CORRUGATED CABLE



Item No.: 7/16-K1-1/4-3

Dimensions are in millimeters

Interface

According to

IEC 61169-4

Electrical

Characteristic Impedance	50 ohm
Frequency Range	DC-3GHz
VSWR	≤ 1.15
PIM3	$\leq -160\text{dBc}$
Dielectric Withstanding Voltage	$\geq 4000\text{V RMS}, 50\text{Hz}, \text{at sea level}$
Dielectric Resistance	$\geq 10000\text{M}\Omega$
Contact Resistance	Center Contact $\leq 0.4\text{m}\Omega$ Outer Contact $\leq 1.5\text{m}\Omega$

Mechanical

Durability	Mating cycles ≥ 500
------------	--------------------------

Material and plating

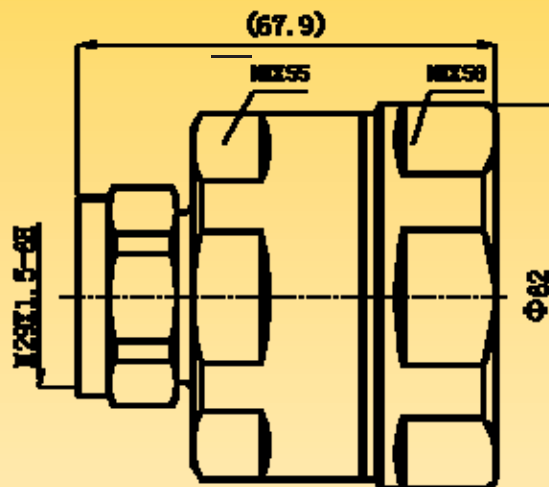
	Material	plating
Body	Brass	Tri-Alloy
Insulator	PTFE	-
Center conductor	phosphor bronze	Ag

Environmental

Temperature Range	$-40^{\circ}\text{C} \sim +85^{\circ}\text{C}$
-------------------	--

SPECIFICATION

7/16 STRAIGHT MALE CONNECTOR FOR 1 5/8" CORRUGATED CABLE



Item No.: 7/16-J1-5/8-2

Dimensions are in millimeters

Interface

According to

IEC 61169-4

Electrical

Characteristic Impedance	50 ohm
Frequency Range	DC-3GHz
VSWR	≤ 1.15
PIM3	$\leq -160\text{dBc}$
Dielectric Withstanding Voltage	$\geq 4000\text{V RMS}, 50\text{Hz}, \text{at sea level}$
Dielectric Resistance	$\geq 10000\text{M}\Omega$
Contact Resistance	Center Contact $\leq 0.4\text{m}\Omega$ Outer Contact $\leq 1.5\text{m}\Omega$

Mechanical

Durability	Mating cycles ≥ 500
------------	--------------------------

Material and plating

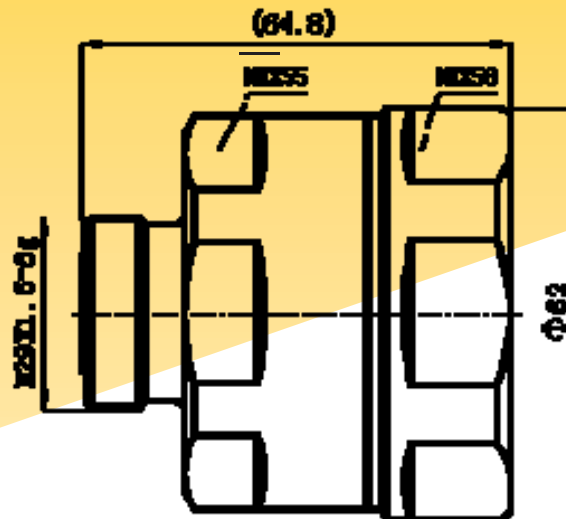
	Material	plating
Body	Brass	Tri-Alloy
Insulator	PTFE	-
Center conductor	phosphor bronze	Ag

Environmental

Temperature Range	$-40^{\circ}\text{C} \sim +85^{\circ}\text{C}$
-------------------	--

SPECIFICATION

7/16 STRAIGHT FEMALE CONNECTOR FOR 1 5/8" CORRUGATED CABLE



Item No.: 7/16-K1 5/8-1

Dimensions are in millimeters

Interface

According to

IEC 61169-4

Electrical

Characteristic Impedance	50 ohm
Frequency Range	DC-3GHz
VSWR	≤ 1.15
PIM3	$\leq -160\text{dBc}$
Dielectric Withstanding Voltage	$\geq 4000\text{V RMS}, 50\text{Hz}, \text{at sea level}$
Dielectric Resistance	$\geq 10000\text{M}\Omega$
Contact Resistance	Center Contact $\leq 0.4\text{m}\Omega$ Outer Contact $\leq 1.5\text{m}\Omega$

Mechanical

Durability	Mating cycles ≥ 500
------------	--------------------------

Material and plating

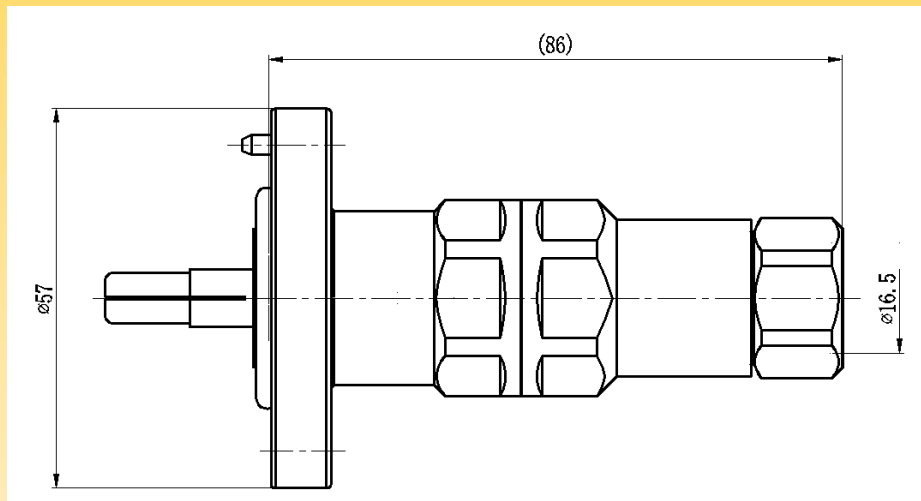
	Material	plating
Body	Brass	Tri-Alloy
Insulator	PTFE	-
Center conductor	phosphor bronze	Ag

Environmental

Temperature Range	$-40^{\circ}\text{C} \sim +85^{\circ}\text{C}$
-------------------	--

SPECIFICATION

7/8" EIA Male Flange RF IF45 male connector for 1/2" Flexible Foam Dielectric Feeder cable



For 1/2" Flexible Foam Dielectric Feeder cable

Dimensions are in millimeters

Interface

According to

IEC 339

Electrical

Characteristic Impedance

50 ohm

Frequency Range

DC-1GHz

VSWR

≤ 1.15

Dielectric Withstanding Voltage

$\geq 4000V$ RMS, 50Hz, at sea level

Dielectric Resistance

$\geq 10000M \Omega$

Mechanical

Durability

Mating cycles ≥ 500 cycles

Material and plating

	Material	plating
Body	Brass	Tri-alloy
Insulator	PTFE	-
Center conductor	100% Cu	Ag
Gasket	Rubber	-
Other	Brass	Ni

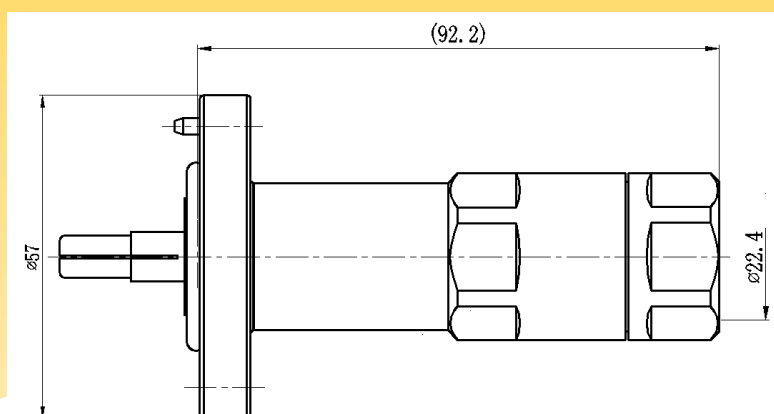
Environmental

Temperature Range

$-40^{\circ}C \sim +85^{\circ}C$

SPECIFICATION

7/8" EIA Male Flange RF IF45 male connector for 5/8" Flexible Foam Dielectric Feeder cable



For 5/8" Flexible Foam Dielectric Feeder cable

Dimensions are in millimeters

Interface

According to

IEC 339

Electrical

Characteristic Impedance

50 ohm

Frequency Range

DC-1GHz

VSWR

≤ 1.15

Dielectric Withstanding Voltage

$\geq 4000V$ RMS,50Hz,at sea level

Dielectric Resistance

$\geq 10000M \Omega$

Mechanical

Durability

Mating cycles ≥ 500 cycles

Material and plating

	Material	plating
Body	Brass	Tri-alloy
Insulator	PTFE	-
Center conductor	$\phi 1.1 \sim 1.2$	Ag
Gasket	Rubber	-
Other	Brass	Ni

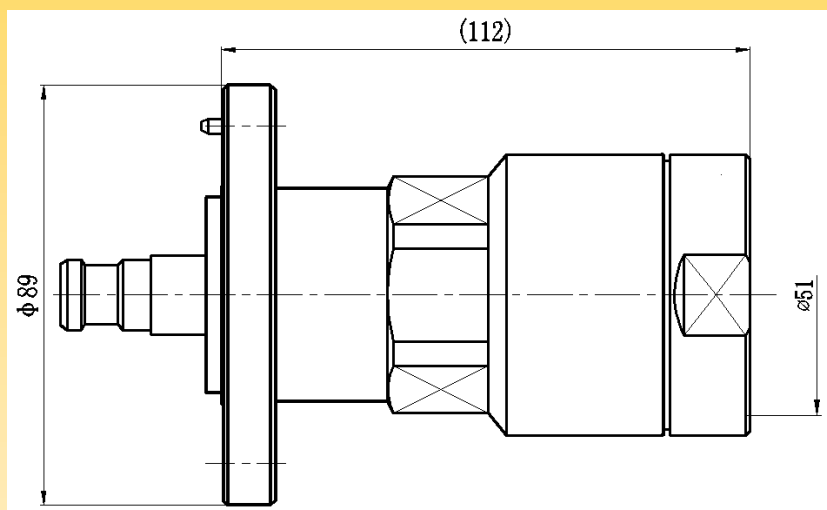
Environmental

Temperature Range

$-40^{\circ}C \sim +85^{\circ}C$

SPECIFICATION

1-5/8" EIA Male Flange RF IF70 male connector for 1-5/8" Flexible Foam Dielectric Feeder cable



For 1-5/8" Flexible Foam Dielectric Feeder cable

Dimensions are in millimeters

Interface

According to

IEC 339

Electrical

Characteristic Impedance

50 ohm

Frequency Range

DC-1GHz

VSWR

≤1.15

Dielectric Withstanding Voltage

≥4000V RMS,50Hz,at sea level

Dielectric Resistance

≥10000M Ω

Mechanical

Durability

Mating cycles ≥500 cycles

Material and plating

	Material	plating
Body	Brass	Tri-alloy
Insulator	PTFE	-
Center conductor	100% Cu	Ag
Gasket	Rubber	-
Other	Brass	Ni

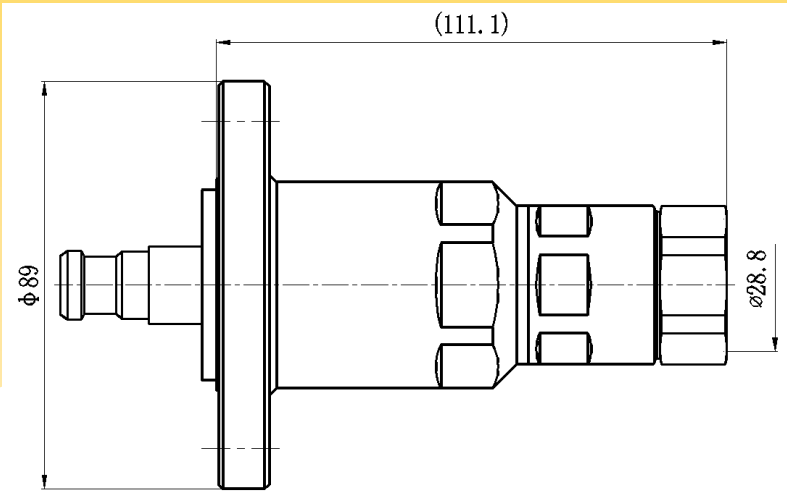
Environmental

Temperature Range

-40℃ ~ +85℃

SPECIFICATION

1-5/8" EIA Male Flange RF IF70 male connector for 7/8" Flexible Foam Dielectric Feeder cable



For 7/8" Flexible Foam Dielectric Feeder cable

Dimensions are in millimeters

Interface

According to IEC 339

Electrical

Characteristic Impedance	50 ohm
Frequency Range	DC-1GHz
VSWR	≤ 1.15
Dielectric Withstanding Voltage	$\geq 4000V$ RMS,50Hz,at sea level
Dielectric Resistance	$\geq 10000M \Omega$

Mechanical

Durability Mating cycles ≥ 500 cycles

Material and plating

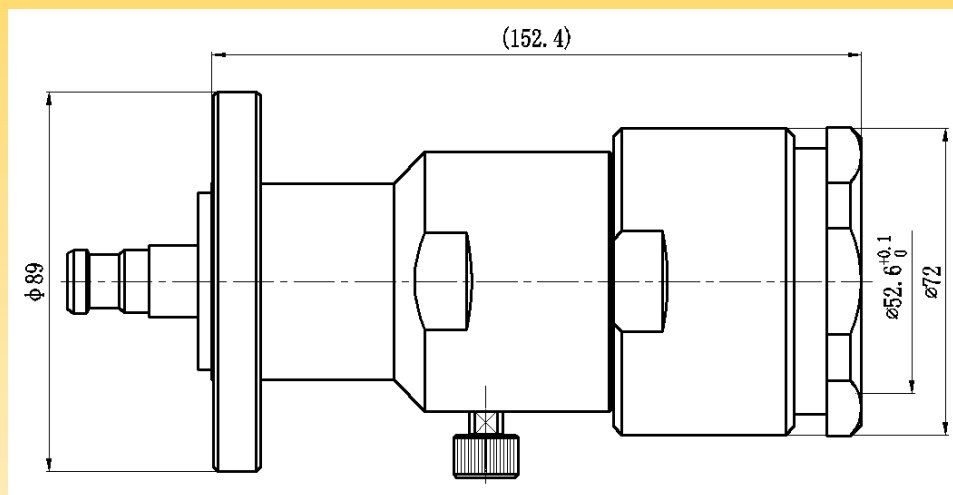
	Material	plating
Body	Brass	Tri-alloy
Insulator	PTFE	-
Center conductor	磷铜	Ag
Gasket	Rubber	-
Other	Brass	Ni

Environmental

Temperature Range $-40^{\circ}C \sim +85^{\circ}C$

SPECIFICATION

1-5/8" EIA Male Flange RF IF70 male connector for 1-5/8" air cable



For 1-5/8" air cable

Dimensions are in millimeters

Interface

According to

IEC 339

Electrical

Characteristic Impedance

50 ohm

Frequency Range

DC-1GHz

VSWR

≤ 1.15

Dielectric Withstanding Voltage

$\geq 4000V$ RMS,50Hz,at sea level

Dielectric Resistance

$\geq 10000M \Omega$

Mechanical

Durability

Mating cycles ≥ 500 cycles

Material and plating

	Material	plating
Body	Brass	Tri-alloy
Insulator	PTFE	-
Center conductor	100% Cu	Ag
Gasket	Rubber	-
Other	Brass	Ni

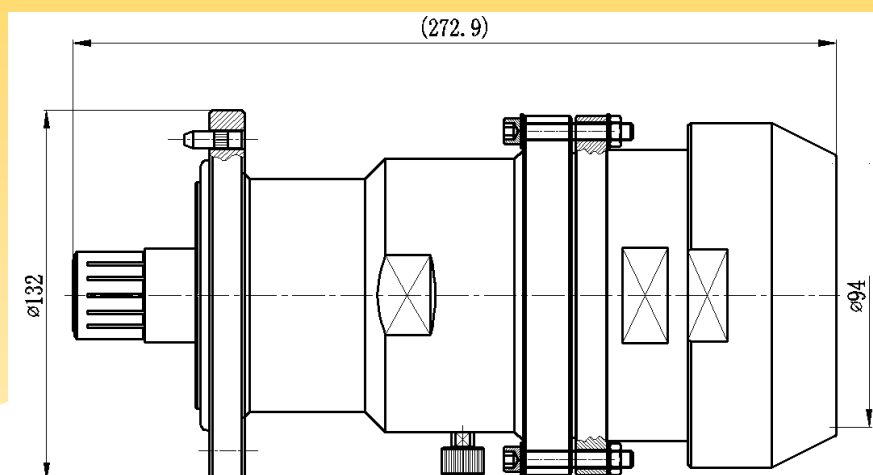
Environmental

Temperature Range

$-40^{\circ}C \sim +85^{\circ}C$

SPECIFICATION

3-1/8" EIA Male Flange RF IF110 male connector for 3-1/8" air cable



For 3-1/8" air cable

Dimensions are in millimeters

Interface

According to

IEC 339

Electrical

Characteristic Impedance

50 ohm

Frequency Range

DC-1GHz

VSWR

≤1.15

Dielectric Withstanding Voltage

≥4000V RMS,50Hz,at sea level

Dielectric Resistance

≥10000M Ω

Mechanical

Durability

Mating cycles ≥500 cycles

Material and plating

	Material	plating
Body	Brass	Tri-alloy
Insulator	PTFE	-
Center conductor	Φ1.1mm	Ag
Gasket	Rubber	-
Other	Brass	Ni

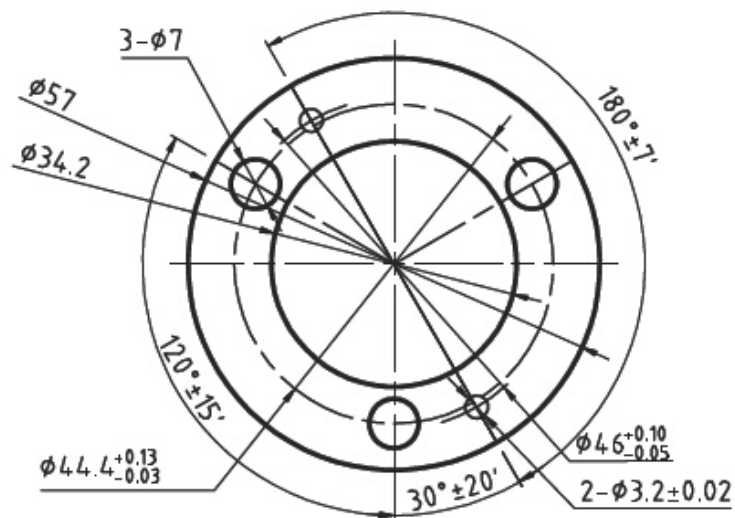
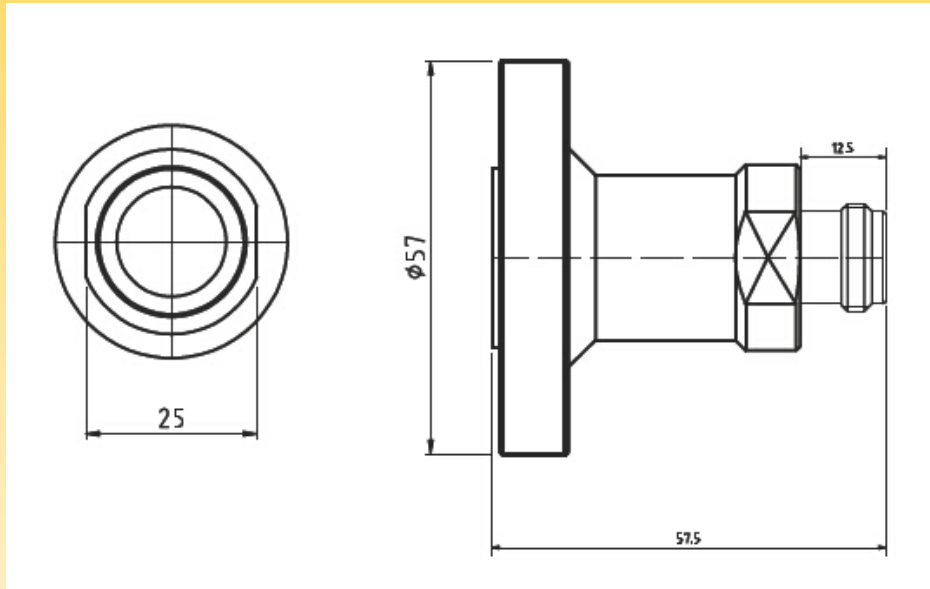
Environmental

Temperature Range

-40℃ ~ +85℃

SPECIFICATION

7/8" EIA Flange to N-female adaptors



Dimensions are in millimeters

Interface

According to

IEC339-2

IEC60169-16

Electrical

Characteristic Impedance

50 ohm

Frequency Range

DC-1GHz

VSWR

≤ 1.15

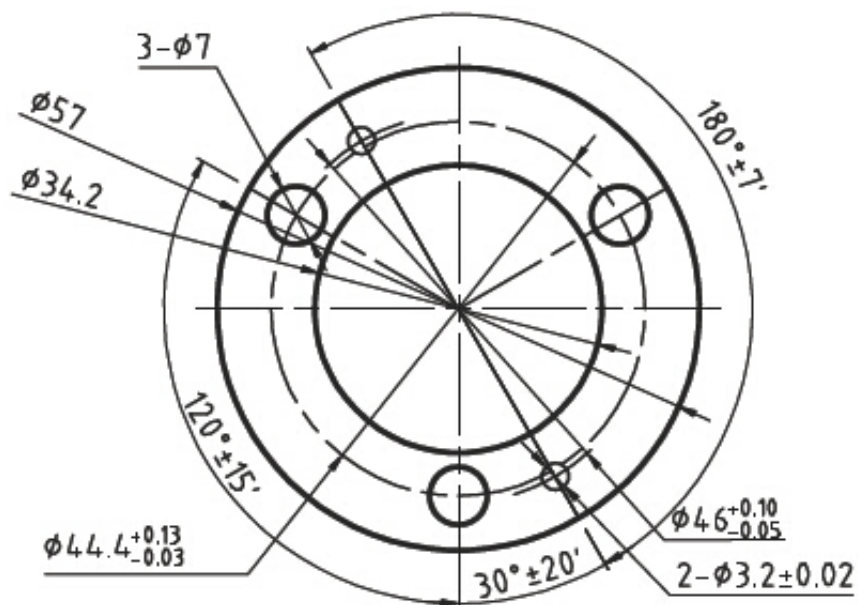
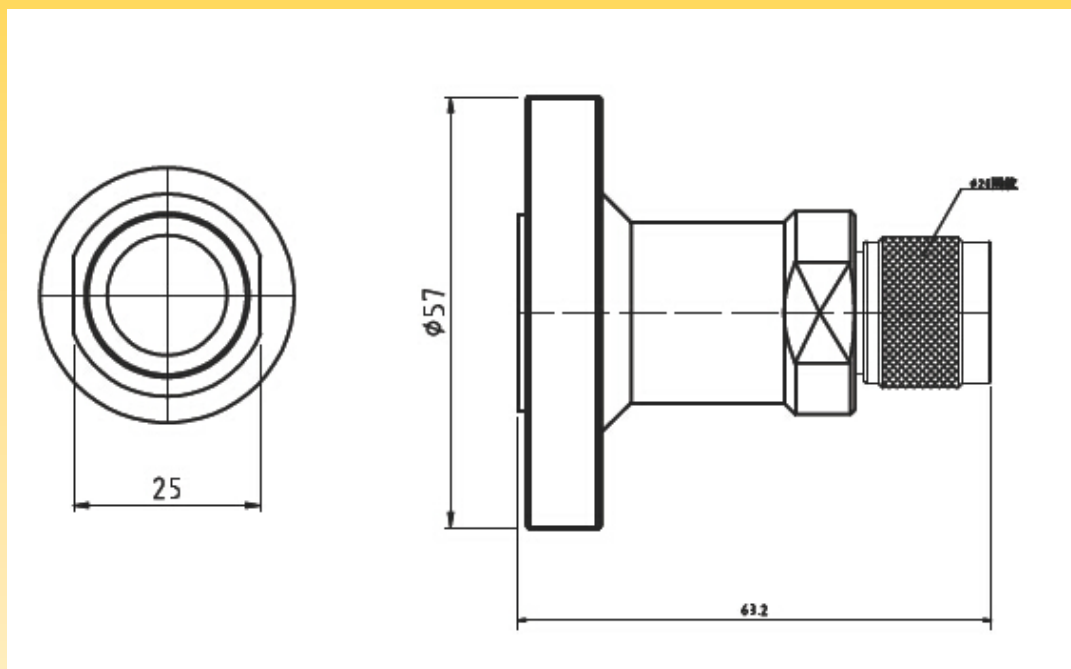
SPECIFICATION

Dielectric Withstanding Voltage	≤2500V RMS,50Hz,at sea level
Dielectric Resistance	≥5000M Ω

Mechanical	
Durability	Mating cycles ≥500 cycles

Material and plating		
	Material	plating
Body	Brass	Ni
Insulator	PTFE	-
Center conductor	φ1.1mm	Ag
Gasket	Rubber	-
Other	Brass	Ni

SPECIFICATION



Dimensions are in millimeters

Interface

According to

IEC339-2

IEC60169-16

Electrical

Characteristic Impedance

50 ohm

SPECIFICATION

Frequency Range	DC-1GHz
VSWR	≤ 1.15
Dielectric Withstanding Voltage	$\leq 2500V$ RMS,50Hz,at sea level
Dielectric Resistance	$\geq 5000M \Omega$

Mechanical

Durability	Mating cycles ≥ 500 cycles
------------	---------------------------------

Material and plating

	Material	plating
Body	Brass	Ni
Insulator	PTFE	-
Center conductor	316L	Ag
Gasket	Rubber	-
Other	Brass	Ni

Environmental

Temperature Range	$-40^{\circ}C \sim +85^{\circ}C$
-------------------	----------------------------------