

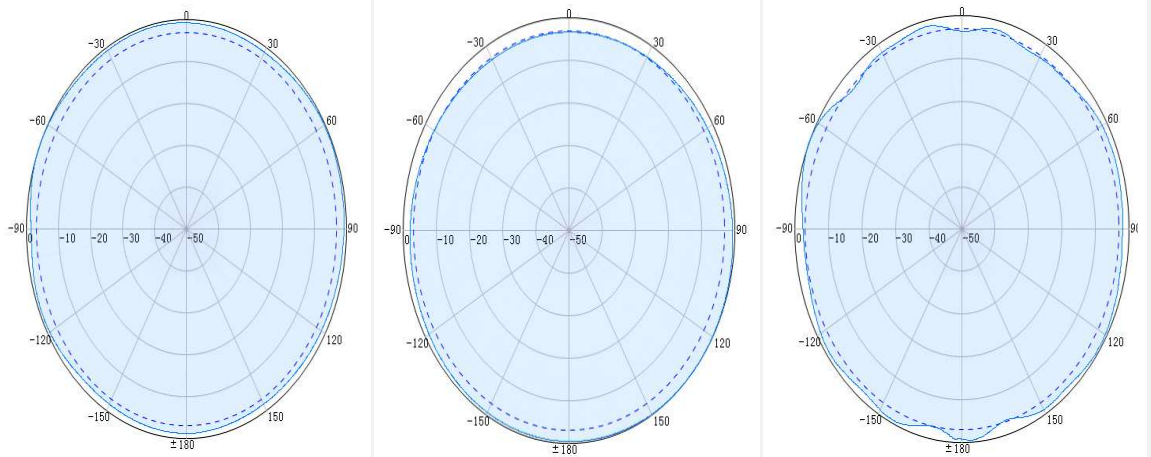
Electrical Specifications

Frequency Range(MHz)	600-698	617-698	698-960	1710-2700	3300-4000
Gain(dBi)	2.0	2.3	2.5	4.0	4.5
VSWR	≤2.5	≤2.0	≤1.8	≤1.8	≤2.0
Polarization	Vertical				
PIM, 3rd Order, 2x20W(dBc)	≤-140 -150 -153				
Horizontal Beamwidth	360°				
Vertical Beamwidth	85°	76°	63°	52°	38°
Input Impedance	50 Ω				
Max. Input Power	50 W				

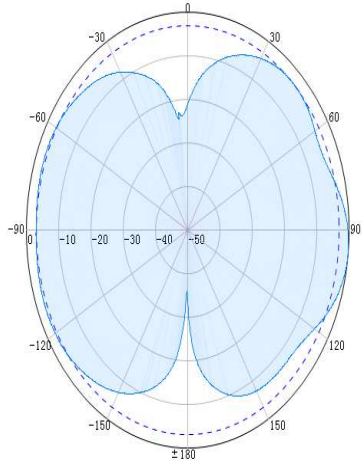
Mechanical Specifications

Connector	N 4.3-10 Female
Dimensions(mm)	196x63x63
Weight(kg)	0.35
Radome Material	ABS
Operating Temperature	-40°C to +65 °C
Mounting Pole	Ø38-Ø52 mm
Mounting	Pole Mount Wall Mount

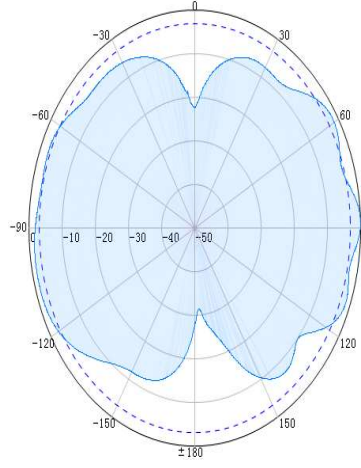
Horizontal



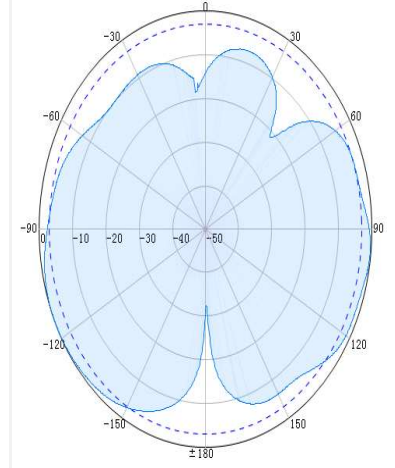
Vertical



700-960MHz



1710-2690MHz



3300-3950MHz